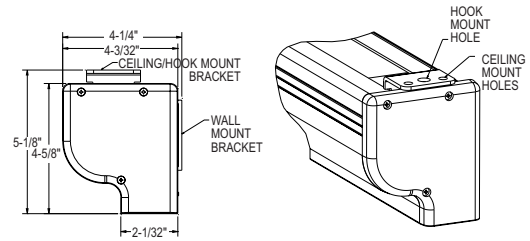


DESIGNER CONTOUR MANUAL with CSR (Controlled Screen Return)

Spring Roller Type Screen

When ordering, make appropriate selections:

- 1 Select size from charts at the lower right.
- 2 Select viewing surface:
 - Matte White
 - High Contrast Matte White
 - Video Spectra®1.5
 - Glass Beaded
 - High Power
- 3 Options:
 - No. 6, 6" Non-adjustable extension brackets.
 - No. 11, 10" or 14" Non-adjustable extension brackets.
 - No. 23, 10", 14", 15-3/4", 18-1/4", 20", or 24" Adjustable extension brackets.
 - Tilt-Lock for Keystone Elimination (used with extension brackets).
 - T-Bar Clip for drop ceilings.
 - Pull Rod.
 - No Borders (Black masking borders standard).
 - Veneer case cover – seven finishes available.
 - Graphite case color.



- Designed with a stylish curved aluminum extruded case.
- Dimensions of only 4-5/8" high and 4-3/32" deep, small enough to fit into any installation.
- When not in use, the screen surface retracts completely into the case.
- Optional choice of seven veneer finishes available for the front cover of the screen case for a warm and elegant look.

SUGGESTED SPECIFICATIONS:

_____ projection screens,
 _____ (H) x _____ (W), wall or ceiling mounting type. Screen case to be a two piece design made of extruded aluminum. Case to be finished in white, lightly textured powder coat. End caps made of high strength plastic concealing roller ends with integral bearing surface to support roller. To be equipped with Controlled Screen Return (CSR) to control the return speed of the screen into the case. Bottom of fabric shall be mounted into a metal strip in a tubular steel slat finished in baked enamel. Ends of slat shall be protected by plastic caps. To have Matte White, High Contrast Matte White, Glass Beaded, Video Spectra® 1.5, or High Power surface with masking borders standard on flame retardant and mildew resistant fabric. Fabric shall be mounted into a metal strip in a Camlock roller system without tape, glue, staples, or cords so that fabric may be easily replaced yet cannot be pulled from roller.

Matte White, High Contrast Matte White, Glass Beaded and Video Spectra® 1.5: Surfaces will be seamless in all sizes.
 High Power: Horizontal seam required when both dimensions exceed 6'.

Detailed dimensional drawings, wiring diagrams and installation instructions available upon request. Specifications subject to change without notice.

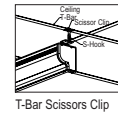
OPTIONAL GRAPHITE CASE



OPTIONAL VENEER CASE COVER

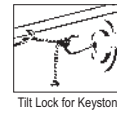


No. 23 Adjustable Wall Bracket. Screen can be extended 10", 14", 15-3/4", 18-1/4", 20" or 24" from wall by wing nut and bolt adjustment.



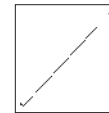
T-Bar Scissors Clip

No. 11 Wall Bracket. Non-adjustable, permits screen to extend 10" or 14" from wall.



Tilt Lock for Keystone elimination. Used with extension brackets or T-Bar Scissor Clips.

No. 6 Wall Bracket. Non-adjustable, permits screen to extend 6" from wall.



Pull Rod. Zinc plated rod with black plastic handle grip allows easy access to screen when mounted out of reach. Also can be used as a pointer.

VIDEO FORMATS

Viewing Area H x W	Nominal Diagonal	Overall Case Length	Approx. Shipping Wt. Lbs.
43" x 57"	72"	63"	25
50" x 67"	84"	73"	30
57" x 77"	96"	84"	34
60" x 80"	100"	87"	35
69" x 92"	120"	99"	38

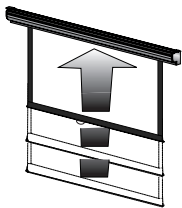
HDTV FORMATS

Viewing Area H x W	Nominal Diagonal	Overall Case Length	Approx. Shipping Wt. Lbs.
37-1/2" x 67"	77"	73"	30
45" x 80"	92"	87"	35
52" x 92"	106"	99"	38

DIMENSIONS

Sizes H x W	Overall Case Length	Approx. Shipping Wt. Lbs.
60" x 60"	63"	25
70" x 70"	73"	30
84" x 84"	87"	35
6' x 8'	99"	38
8' x 8'	99"	39

Overall case length dimensions ± 1/4".
 Note: Letterbox formats and custom sizes available upon request.



The CSR (Controlled Screen Return) will allow operator to release screen from the full down position. The screen will "fast travel" to within approximately 2' of the case. The screen will then slow down and coast into the case without damage to the fabric.