

## MODEL C™

### Spring Roller Type Screen

When ordering, make appropriate selections:

- 1 Select size from charts at the lower right.
- 2 Select viewing surface:
  - Matte White
  - High Contrast Matte White
  - Video Spectra®1.5
  - Glass Beaded
  - High Power
  - Silver Matte
- 3 Options:
  - No. 6, 6" Non-adjustable extension brackets.
  - No. 11, 10" or 14" Non-adjustable extension brackets.
  - No Borders (Black masking borders standard).
  - Pull Rod.



- Largest available pull-down projection screen.
- Manual screen for wall or ceiling mount applications.
- 3" diameter steel spring roller with ball bearings for easy operation.

### SUGGESTED SPECIFICATIONS:

\_\_\_\_\_ projection screens,  
\_\_\_\_\_ (H) x \_\_\_\_\_ (W), wall or ceiling mounting type. To have Glass Beaded, Matte White, High Contrast Matte White, Video Spectra® 1.5, Silver Matte or High Power surface with black masking borders standard on flame retardant and mildew resistant fabric, mounted on a ball bearing rigid steel spring roller (1-3/4" diameter for widths 70" or less, 3" diameter for widths 84" and over). Fabric to be permanently attached to roller by metal clips on fabric edge being forced into groove in roller. There shall be a clip every 3" along the fabric edge and double clips shall be used on the ends. To have painted white 21-gauge steel case with flat back design finished with enamel. To have steel end caps concealing roller ends with steel inner plates to support roller and provide added case strength. End caps shall form sturdy brackets for wall or ceiling installations. Bottom of screen shall be formed into pocket holding tubular metal slat. An extruded aluminum saddle with plated steel pull shall be attached to the slat by four screws on each end. The ends of the slat shall be protected by heavy duty plastic caps. Bumper stops shall be built into case to prevent slat wedging inside case.

Matte White: Horizontal seam required when both dimensions exceed 10'.

Glass Beaded: Horizontal seam required when both dimension exceed 8'.

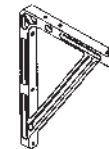
Video Spectra®1.5, High Contrast Matte White and Silver Matte: Available in sizes where both dimensions do not exceed 8'.

High Power: Available in sizes up to and including 9'x12'. Horizontal seam required when both dimensions exceed 6'.

Detailed dimensional drawings, wiring diagrams and installation instructions available upon request. Specifications subject to change without notice.

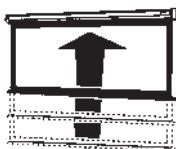
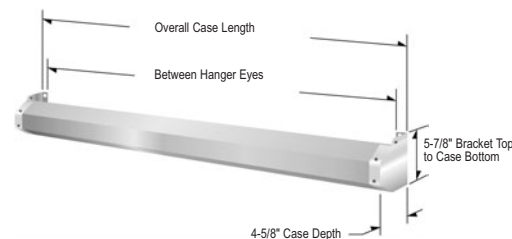
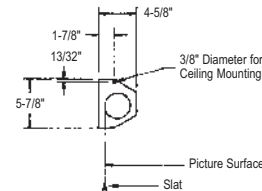


No. 6 Wall Bracket. Non-adjustable, permits screen to extend 6" from wall.



No. 11 Wall Bracket. Non-adjustable, permits screen to extend 10" or 14" from wall.

### Left View



### Model C™ With CSR (Controlled Screen Return)

The CSR (Controlled Screen Return) will allow operator to release screen from the full down position. The screen will "fast travel" to within approximately 2' of the case. The screen will then slow down and coast into the case without damage to the fabric.

### VIDEO FORMATS

Viewing Area H x W	Nominal Diagonal	Overall Case Length	Between Hanger Eyes	Approx. Shipping Wt. Lbs.
43" x 57"	72"	63-1/8"	61-5/8"	33
50" x 67"	84"	73-1/8"	71-5/8"	36
60" x 80"	100"	87-5/16"	85-13/16"	42
69" x 92"	120"	99-5/16"	97-13/16"	50
87" x 116"	150"	123-5/16"	121-13/16"	58
105" x 140"	180"	147-5/16"	145-13/16"	69
120" x 160"	200"	167-5/16"	165-13/16"	74

### HDTV FORMATS

Viewing Area H x W	Nominal Diagonal	Overall Case Length	Between Hanger Eyes	Approx. Shipping Wt. Lbs.
45" x 80"	92"	87-5/16"	85-13/16"	42
52" x 92"	106"	99-5/16"	97-13/16"	49
54" x 96"	110"	103-5/16"	101-13/16"	51
58" x 104"	119"	111-5/16"	109-13/16"	55
65" x 116"	133"	123-5/16"	121-13/16"	62
78" x 139"	159"	147-5/16"	145-13/16"	69

### DIMENSIONS

Sizes H x W	Overall Case Length	Between Hanger Eyes	Approx. Shipping Wt. Lbs.
*50" x 50"	53-1/8"	51-5/8"	29
60" x 60"	63-1/8"	61-5/8"	34
70" x 70"	73-1/8"	71-5/8"	38
84" x 84"	87-5/16"	85-13/16"	44
6' x 8'	99-5/16"	97-13/16"	48
8' x 8'	99-5/16"	97-13/16"	50
7' x 9'	111-5/16"	109-13/16"	56
9' x 9'	111-5/16"	109-13/16"	58
8' x 10'	123-5/16"	121-13/16"	63
10' x 10'	123-5/16"	121-13/16"	65
9' x 12'	147-5/16"	145-13/16"	71
12' x 12'	147-5/16"	145-13/16"	79

Overall case length dimensions ± 1/4".

\*Size not available with CSR.

Note: Letterbox formats and custom sizes available upon request.