

MODEL B™

Spring Roller Type Screen

When ordering, make appropriate selections:

- Select size from charts at the lower right.
- Select viewing surface:
 - Matte White
 - High Contrast Matte White
 - Video Spectra®1.5
 - Glass Beaded
 - High Power
- Options:
 - No. 6, 6" Non-adjustable extension brackets.
 - No. 11, 10" or 14" Non-adjustable extension brackets.
 - No. 23, 14 1/2" - 24" adjustable extension brackets.
 - Tilt-Lock for Keystone Elimination (Used with extension brackets).
 - T-Bar Clip for drop ceiling (white or black).
 - Pull Rod.
 - No Borders (Black masking borders standard).
 - Articulating Arm for sizes up to and including 70" x 70".



- Rugged, small to intermediate size screen.
- Ideal for classrooms and similar locations.
- Camlok roller system that operates on nylon bearings.

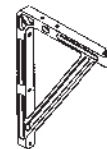
SUGGESTED SPECIFICATIONS:

_____ projection screens, _____ (H) x _____ (W), wall or ceiling mounting type. Screen to have a painted white 22-gauge octagonal steel case with flat back design with baked enamel finish and fitted with end caps concealing roller ends with integral bearing surface to support roller and integral brackets for wall mounting by means of slotted screw holes and ceiling mounting by means of powder coated hanger rings. Bottom of fabric shall be mounted into a metal strip in a tubular steel slat finished in baked enamel. Ends of slat shall be protected by plastic caps. Plated steel slat pull shall be attached to slat with screws. To have Glass Beaded, Matte White, High Contrast Matte White, High Power or Video Spectra® 1.5 surface with masking borders standard on flame retardant and mildew resistant seamless fabric. Fabric shall be mounted into a metal strip in a metal Camlok roller system without tape, glue, staples or cords so that fabric may be easily replaced yet cannot be pulled from roller.

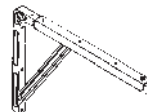
Matte White, Glass Beaded, Video Spectra® 1.5 and High Contrast Matte White: Surfaces will be seamless. High Power: Horizontal seam required when both dimensions exceed 6'. Detailed dimensional drawings, wiring diagrams and installation instructions available upon request. Specifications subject to change without notice.



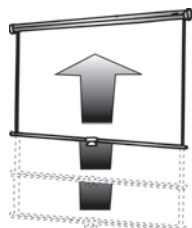
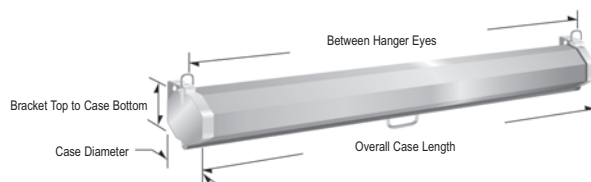
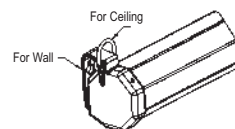
No. 6 Wall Bracket. Non-adjustable, permits screen to extend 6" from wall.



No. 11 Wall Bracket. Non-adjustable, permits screen to extend 10" or 14" from wall.



No. 23 Wall Bracket. Screen can be extended 18-1/4", 20" or 24" from wall.



Model B™ With CSR (Controlled Screen Return)

The CSR (Controlled Screen Return) will allow operator to release screen from the full down position. The screen will "fast travel" to within approximately 2' of the case. The screen will then slow down and coast into the case without damage to the fabric.

VIDEO FORMATS

| Viewing Area H x W | Nominal Diagonal | Overall Case Length | Between Hanger Eyes | Bracket Top To Case Bottom | Case Diameter (Width) | Approx. Shipping Wt. Lbs. |
|--------------------|------------------|---------------------|---------------------|----------------------------|-----------------------|---------------------------|
| 43" x 57" | 72" | 63-3/8" | 62-5/8" | 3-3/8" | 2-1/2" | 13 |
| 50" x 67" | 84" | 73-3/8" | 72-5/8" | 3-3/8" | 2-1/2" | 15 |
| 57" x 77" | 96" | 84-3/8" | 83-5/8" | 3-5/8" | 2-3/4" | 23 |
| 60" x 80" | 100" | 87-3/8" | 86-5/8" | 3-5/8" | 2-3/4" | 24 |
| 69" x 92" | 120" | 99-3/8" | 98-5/8" | 3-5/8" | 2-3/4" | 27 |

HDTV FORMATS

| Viewing Area H x W | Nominal Diagonal | Overall Case Length | Between Hanger Eyes | Bracket Top To Case Bottom | Case Diameter (Width) | Approx. Shipping Wt. Lbs. |
|--------------------|------------------|---------------------|---------------------|----------------------------|-----------------------|---------------------------|
| 37-1/2" x 67" | 77" | 73-3/8" | 72-5/8" | 3-3/8" | 2-1/2" | 15 |
| 45" x 80" | 92" | 87-3/8" | 86-5/8" | 3-5/8" | 2-3/4" | 23 |
| 52" x 92" | 106" | 99-3/8" | 98-5/8" | 3-5/8" | 2-3/4" | 26 |

DIMENSIONS

| Sizes H x W | Overall Case Length | Between Hanger Eyes | Bracket Top To Case Bottom | Case Diameter (Width) | Approx. Shipping Wt. Lbs. |
|-------------|---------------------|---------------------|----------------------------|-----------------------|---------------------------|
| *40" x 40" | 43-3/8" | 42-5/8" | 3-3/8" | 2-1/2" | 9 |
| *50" x 50" | 53-3/8" | 52-5/8" | 3-3/8" | 2-1/2" | 12 |
| 60" x 60" | 63-3/8" | 62-5/8" | 3-3/8" | 2-1/2" | 14 |
| 70" x 70" | 73-3/8" | 72-5/8" | 3-3/8" | 2-1/2" | 17 |
| 64" x 84" | 87-3/8" | 86-5/8" | 3-5/8" | 2-3/4" | 24 |
| 84" x 84" | 87-3/8" | 86-5/8" | 3-5/8" | 2-3/4" | 26 |
| 72" x 96" | 99-3/8" | 98-5/8" | 3-5/8" | 2-3/4" | 28 |
| 96" x 96" | 99-3/8" | 98-5/8" | 3-5/8" | 2-3/4" | 30 |

Overall case length dimensions ± 1/4".

*Sizes not available with CSR.

Note: Letterbox formats and custom sizes available upon request.