



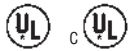
# ADVANTAGE® ELECTROL®

Automatic Electric Projection Screen

## SPECIFICATION DATA

DA-LITE SCREEN COMPANY, INC.  
 3100 North Detroit Street  
 Post Office Box 137  
 Warsaw, Indiana 46581-0137  
 Phone: 574-267-8101  
 800-622-3737  
 Fax: 574-267-7804  
 www.da-lite.com  
 e-mail: info@da-lite.com

**SUGGESTED SPECIFICATIONS:** \_\_\_\_\_ projection screen(s), \_\_\_\_\_ (H) x \_\_\_\_\_ (W), electrically operated 120 volt (60Hz), 2.0 amp with a four prong male plug-in connector on the motor. Motor to be specially designed and mounted inside the roller with a patented noise silencer to be three wire quick reversal type, oiled for life, with automatic thermal overload cut-out, integral gears, capacitor and an electric brake to prevent coasting. To have preset but adjustable limit switches to automatically stop picture surface in the "up" and "down" positions. Junction box shall be integrated into the housing making it possible to install the housing and wire to the building's electrical system during construction. The junction box shall contain a four prong connector that is mounted in the housing for easy plug-in connection to the motorized fabric and roller assembly. The roller to be of rigid metal, 3" in diameter. The motorized fabric and roller assembly to be installed in the case at the factory or at a later time at the job site. Roller mounting brackets to be adjustable to allow centering or offsetting of the screen within the case. Screen to be designed for left or right-hand motor installation. Screen fabric to be flame retardant and mildew resistant fiberglass with Glass Beaded, Matte White, High Contrast Matte White, Video Spectra 1.5 or High Power® picture surface with black masking borders standard. Bottom of fabric shall be formed into a pocket holding a 3/8" metal rod. Heavy duty plastic caps shall protect the ends of the rod. Top, front and back of case to be made of extruded aluminum painted white. End caps to be of heavy gauge steel, with case and end caps painted white. Bottom of case to have a removable access door. Door to be of extruded aluminum painted white. Bottom of case to be self-trimming, with a built-in flange around the bottom of the case. To be complete with a three-position control switch and cover plate. Suitable for use in environmental air space in accordance with section 300-22 (c) of the National Electric Code, and sections 2-128, 12-010 (3) and 12-100 of the Canadian Electrical Code, part 1, CSA C22.1. Screen to be listed by Underwriters' Laboratories.



### VIDEO FORMAT DIMENSIONS

Viewing Area		Nominal Diagonal		Overall Length of Case		Approx. Ship. Wt.	
H x W	Cm	In.	Cm	In.	Cm	Lbs.	Kg
43" x 57"	109 x 145	72"	183	65 1/2"	166	60	27.2
50" x 67"	127 x 170	84"	213	75 1/2"	192	65	29.5
57" x 77"	145 x 196	96"	244	89 1/2"	227	77	34.9
60" x 80"	152 x 203	100"	254	89 1/2"	227	77	34.9
69" x 92"	175 x 234	120"	305	101 1/2"	258	89	40.4
87" x 116"	221 x 295	150"	381	125 1/2"	319	100	45.4
105" x 140"	267 x 356	180"	457	149 1/2"	380	106	48.1
120" x 160"	305 x 406	200"	508	169 1/2"	431	123	55.8

### HDTV FORMAT DIMENSIONS

Viewing Area		Nominal Diagonal		Overall Length of Case		Approx. Ship. Wt.	
H x W	Cm	In.	Cm	In.	Cm	Lbs.	Kg
45" x 80"	114 x 203	92"	234	89 1/2"	227	75	34.0
52" x 92"	132 x 234	106"	269	101 1/2"	258	88	39.9
54" x 96"	137 x 244	110"	279	105 1/2"	268	89	40.4
58" x 104"	147 x 264	119"	302	113 1/2"	288	95	43.1
65" x 116"	165 x 295	133"	338	125 1/2"	319	98	44.5
78" x 139"	198 x 353	159"	404	149 1/2"	380	104	47.2

### 16:10 WIDE FORMAT DIMENSIONS

Viewing Area		Nominal Diagonal		Overall Length of Case		Approx. Ship. Wt.	
H x W	Cm	In.	Cm	In.	Cm	Lbs.	Kg
50" x 80"	127 x 203	94"	239	89 1/2"	227	75	34
60" x 96"	152 x 244	113"	287	105 1/2"	268	89	40.4
69" x 110"	175 x 279	130"	330	119 1/2"	304	97	44
87" x 139"	221 x 353	164"	417	149 1/2"	380	104	47.2

### DIMENSIONS

Sizes		Overall Length of Case		Approx. Ship. Wt.	
H x W	Cm	In.	Cm	Lbs.	Kg
50" x 50"	127 x 127	55 1/2"	141	54	24.5
60" x 60"	152 x 152	65 1/2"	166	61	27.7
70" x 70"	178 x 178	75 1/2"	192	68	30.8
84" x 84"	213 x 213	89 1/2"	227	79	35.8
6' x 8'	183 x 244	101 1/2"	258	89	40.4
8' x 8'	244 x 244	101 1/2"	258	91	41.3
7' x 9'	213 x 274	113 1/2"	288	96	43.5
9' x 9'	274 x 274	113 1/2"	288	97	44.0
8' x 10'	244 x 305	125 1/2"	319	100	45.4
10' x 10'	305 x 305	125 1/2"	319	102	46.3
9' x 12'	274 x 366	149 1/2"	380	106	48.1
12' x 12'	366 x 366	149 1/2"	380	119	54.0

Electrical junction box extends 2<sup>1</sup>/<sub>8</sub>" past case length on left end of case (1<sup>1</sup>/<sub>8</sub>" past ceiling flange). Internal junction box available (will add 3<sup>1</sup>/<sub>2</sub>" to overall case length and must be specified at time of order).

Overall case length dimensions ±1/4".  
 Detail dimensional drawings, wiring diagrams and installation instructions available upon request.  
 Specifications subject to change without notice.  
 Custom formats and sizes available upon request.

- Matte White:** Horizontal seam required when both dimensions exceed 10'.
- Glass Beaded:** Horizontal seam required when both dimensions exceed 8'.
- Video Spectra 1.5 and High Contrast Matte White:** Available in sizes where both dimensions do not exceed 8'.
- High Power®:** Available in sizes up to 9' x 12'. Horizontal seam required when both dimensions exceed 6'.

**WHEN ORDERING, MAKE APPROPRIATE SELECTIONS:**

Select size from charts above.

**Select viewing surface:**

- Matte White
- Glass Beaded
- High Contrast Matte White
- Video Spectra 1.5
- High Power®

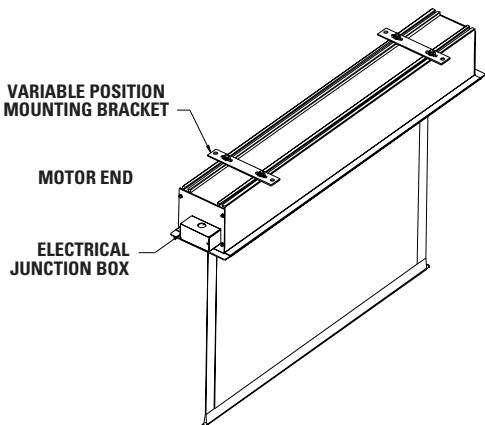
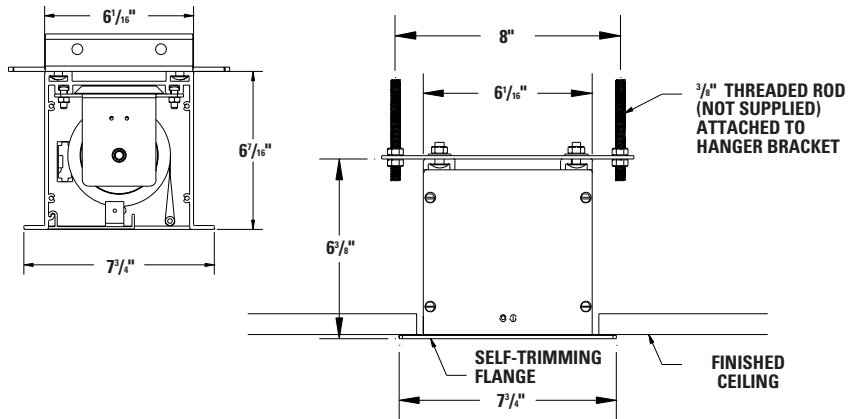
**Optional Accessories:**

- Black "Extra Drop" to lower picture area more than normal. Maximum total drop 13' including picture area.
- White "Extra Drop" to lower picture area more than normal. Maximum total drop 13' including picture area.
- Single Motor Low Voltage Control (LVC) - external.
- Single Motor Low Voltage Control (LVC) - built-in.
- Wireless Remote Control for LVC.
  - Radio Frequency Remote.
  - Infrared Remote.
- Silent Motor for sizes up to 9'x12'.
- Silent Motor with Integrated LVC for sizes up to 9'x12'.
- Key Locking Cover Plate for 120V or LVC Switch.
- Key Operated Switch for 120V only (NOTE: Cannot be used with LVC).

Project:	_____
	_____
Architect:	_____
	_____
Phone:	_____
	_____
Contractor:	_____
	_____
Phone:	_____
	_____
Supervisor:	_____
	_____
Phone:	_____
	_____
Supplier:	_____
	_____
Date:	_____
	_____
Revised:	_____

- No Borders (Black masking borders standard).
- 220 Volt (50 Hz) Motor.
- Video Projector Interface Control.
- SCB-100 RS-232 Serial Control Board - external.
  - NET-100 Ethernet-Serial Adapter
- SCB-100 RS-232 Serial Control Board - built-in. (adds 10" to overall length of case)
  - NET-100 Ethernet-Serial Adapter
- SCB-200 RS-232 Serial Control Board - built-in only. (adds 10" to overall length of case)
  - NET-200 Ethernet-Serial Adapter
  - WC-200 Wall Controller
  - IR-200 Infrared Remote

**ADVANTAGE® ELECTROL®  
 SUGGESTED METHODS OF INSTALLATION**



AUDIENCE SIDE

