



# TENSIONED COSMOPOLITAN® ELECTROL®

Automatic Electric Projection Screen Model

DA-LITE SCREEN COMPANY, INC.  
3100 North Detroit Street  
Post Office Box 137  
Warsaw, Indiana 46581-0137  
Phone: 574-267-8101  
800-622-3737  
Fax: 574-267-7804  
www.da-lite.com  
e-mail: info@da-lite.com

## SPECIFICATION DATA

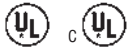
### FOR SIZES UP TO 10' x 10'

### (FOR LARGER SIZES, REFER TO ADDITIONAL SPECIFICATION DATA SHEET)

**SUGGESTED SPECIFICATIONS:** \_\_\_\_\_ projection screen(s), \_\_\_\_\_(H) x \_\_\_\_\_(W), electrically operated 120 volt (60 Hz) 2.0 amp. To have Da-Mat, High Contrast Da-Mat, Pearlescent, Cinema Vision, High Contrast Cinema Vision, High Contrast Cinema Perf, Audio Vision, High Contrast Audio Vision, Da-Tex (Rear) or Dual Vision seamless surfaces with black masking borders standard on flame retardant and mildew resistant fabric mounted on 3<sup>3</sup>/<sub>16</sub>" diameter rigid metal roller. Each side of the fabric to have tab guide cable system to maintain even lateral tension and hold surface flat. Custom slat bar with added weight maintains vertical tension on the screen surface. Shall have specially designed motor mounted inside the roller with a patented noise silencer, to be three wire quick reversal type, capacitor and an electric brake to prevent coasting. To have preset but adjustable limit switches to automatically stop picture surface in the "up" and "down" position. Case to be painted black 21-gauge steel, hexagon in shape with flat back to prevent scraping fabric. Finished in black enamel paint. Case end caps to be heavy duty, allowing no exposed roller pins. Caps shall form sturdy brackets for wall or ceiling installation. To be complete with three position control switch with cover plate. Screen to be listed by Underwriters' Laboratories.

All viewing surfaces will be seamless.

All viewing surfaces are standard with black backing except Da-Tex and Dual Vision.



#### VIDEO FORMAT DIMENSIONS

| Sizes      |           | Nominal Diagonal |     | Overall Case Length |     | Between Hanger Eyes               |     | Approx. Ship Wt. |      |
|------------|-----------|------------------|-----|---------------------|-----|-----------------------------------|-----|------------------|------|
| In.        | Cm        | In.              | Cm  | In.                 | Cm  | In.                               | Cm  | Lbs.             | Kg   |
| 43" x 57"  | 109 x 145 | 72"              | 183 | 75"                 | 191 | 73 <sup>1</sup> / <sub>2</sub> "  | 187 | 61               | 27.7 |
| 50" x 67"  | 127 x 170 | 84"              | 213 | 86"                 | 218 | 84 <sup>1</sup> / <sub>2</sub> "  | 215 | 67               | 30.4 |
| 60" x 80"  | 152 x 203 | 100"             | 254 | 100"                | 254 | 98 <sup>1</sup> / <sub>2</sub> "  | 250 | 76               | 34.5 |
| 69" x 92"  | 175 x 234 | 120"             | 305 | 114"                | 290 | 112 <sup>1</sup> / <sub>2</sub> " | 286 | 85               | 38.6 |
| 87" x 116" | 221 x 295 | 150"             | 381 | 141"                | 358 | 139 <sup>1</sup> / <sub>2</sub> " | 354 | 104              | 47.2 |

#### HDTV FORMAT DIMENSIONS

| Sizes      |           | Nominal Diagonal |     | Overall Case Length               |     | Between Hanger Eyes               |     | Approx. Ship Wt. |      |
|------------|-----------|------------------|-----|-----------------------------------|-----|-----------------------------------|-----|------------------|------|
| In.        | Cm        | In.              | Cm  | In.                               | Cm  | In.                               | Cm  | Lbs.             | Kg   |
| 45" x 80"  | 114 x 203 | 92"              | 234 | 98 <sup>1</sup> / <sub>2</sub> "  | 250 | 97"                               | 246 | 67               | 30.4 |
| 52" x 92"  | 132 x 234 | 106"             | 269 | 111"                              | 282 | 109 <sup>1</sup> / <sub>2</sub> " | 278 | 74               | 33.6 |
| 54" x 96"  | 137 x 244 | 110"             | 279 | 115 <sup>1</sup> / <sub>2</sub> " | 293 | 114"                              | 290 | 77               | 34.9 |
| 58" x 104" | 147 x 264 | 119"             | 302 | 124"                              | 315 | 122 <sup>1</sup> / <sub>2</sub> " | 311 | 85               | 38.6 |
| 65" x 116" | 165 x 295 | 133"             | 338 | 137"                              | 348 | 135 <sup>1</sup> / <sub>2</sub> " | 344 | 104              | 47.2 |
| 78" x 139" | 198 x 353 | 159"             | 404 | 162"                              | 411 | 160 <sup>1</sup> / <sub>2</sub> " | 408 | 122              | 55.3 |

#### 16:10 WIDE FORMAT DIMENSIONS

| Sizes      |           | Nominal Diagonal |     | Overall Case Length               |     | Between Hanger Eyes               |     | Approx. Ship Wt. |      |
|------------|-----------|------------------|-----|-----------------------------------|-----|-----------------------------------|-----|------------------|------|
| In.        | Cm        | In.              | Cm  | In.                               | Cm  | In.                               | Cm  | Lbs.             | Kg   |
| 50" x 80"  | 127 x 203 | 94"              | 239 | 99"                               | 251 | 97 <sup>1</sup> / <sub>2</sub> "  | 248 | 67               | 30.4 |
| 60" x 96"  | 152 x 244 | 113"             | 287 | 116 <sup>1</sup> / <sub>2</sub> " | 296 | 115"                              | 292 | 77               | 34.9 |
| 69" x 110" | 175 x 279 | 130"             | 330 | 131 <sup>1</sup> / <sub>2</sub> " | 334 | 130"                              | 330 | 95               | 43.1 |
| 87" x 139" | 221 x 353 | 164"             | 417 | 159"                              | 404 | 157 <sup>1</sup> / <sub>2</sub> " | 400 | 122              | 50.3 |

#### DIMENSIONS

| Sizes     |           | Overall Case Length               |     | Between Hanger Eyes               |     | Approx. Ship Wt. |      |
|-----------|-----------|-----------------------------------|-----|-----------------------------------|-----|------------------|------|
| In.       | Cm        | In.                               | Cm  | In.                               | Cm  | Lbs.             | Kg   |
| 50" x 50" | 127 x 127 | 69"                               | 175 | 67 <sup>1</sup> / <sub>2</sub> "  | 172 | 56               | 25.4 |
| 60" x 60" | 152 x 152 | 80"                               | 203 | 78 <sup>1</sup> / <sub>2</sub> "  | 199 | 63               | 28.6 |
| 70" x 70" | 178 x 178 | 91 <sup>1</sup> / <sub>2</sub> "  | 232 | 90"                               | 229 | 70               | 31.8 |
| 84" x 84" | 213 x 213 | 108"                              | 274 | 106 <sup>1</sup> / <sub>2</sub> " | 271 | 78               | 35.3 |
| 6' x 8'   | 183 x 244 | 118"                              | 300 | 116 <sup>1</sup> / <sub>2</sub> " | 296 | 85               | 38.6 |
| 8' x 8'   | 244 x 244 | 121 <sup>1</sup> / <sub>2</sub> " | 309 | 120"                              | 305 | 87               | 39.5 |
| 7' x 9'   | 213 x 274 | 132"                              | 335 | 130 <sup>1</sup> / <sub>2</sub> " | 332 | 89               | 40.4 |
| 9' x 9'   | 274 x 274 | 130 <sup>1</sup> / <sub>2</sub> " | 331 | 129"                              | 328 | 92               | 41.7 |
| 8' x 10'  | 244 x 305 | 145 <sup>1</sup> / <sub>2</sub> " | 370 | 144"                              | 366 | 104              | 47.2 |
| 10' x 10' | 305 x 305 | 142 <sup>1</sup> / <sub>2</sub> " | 362 | 141"                              | 358 | 112              | 50.8 |

Extra drop may alter dimensions. Contact Da-Lite for details.

Overall case length dimensions ±<sup>1</sup>/<sub>4</sub>".

Specifications subject to change without notice.

All screens standard with 12" black drop at the top.

Custom formats and sizes available upon request.

**WHEN ORDERING, MARK APPROPRIATE SELECTIONS:**

Select size from charts on the other side.

**Select viewing surface:**

- Da-Mat
- Cinema Vision
- Da-Tex (Rear)
- High Contrast Da-Mat
- High Contrast Audio Vision
- Pearlescent
- Audio Vision
- Dual Vision
- High Contrast Cinema Vision
- High Contrast Cinema Perf

**Options:**

- Single Motor Low Voltage Control (LVC) - external.
- Single Motor Low Voltage Control (LVC) - built-in.
- Wireless Remote Control for LVC.
  - Radio Frequency Remote.
  - Infrared Remote.
- Silent Motor.
- Silent Motor with Integrated LVC.
- Key Locking Cover Plate for 120V or LVC Switch.
- Key Operated Switch for 120V only (NOTE: Cannot be used with LVC).
- 220 Volt (50 Hz) Motor.
- Video Projector Interface Control.
- Floating Mounting Bracket.

Project: \_\_\_\_\_

Architect: \_\_\_\_\_

Phone: \_\_\_\_\_

Contractor: \_\_\_\_\_

Phone: \_\_\_\_\_

Supervisor: \_\_\_\_\_

Phone: \_\_\_\_\_

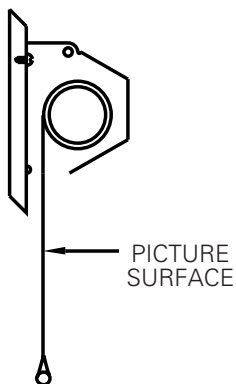
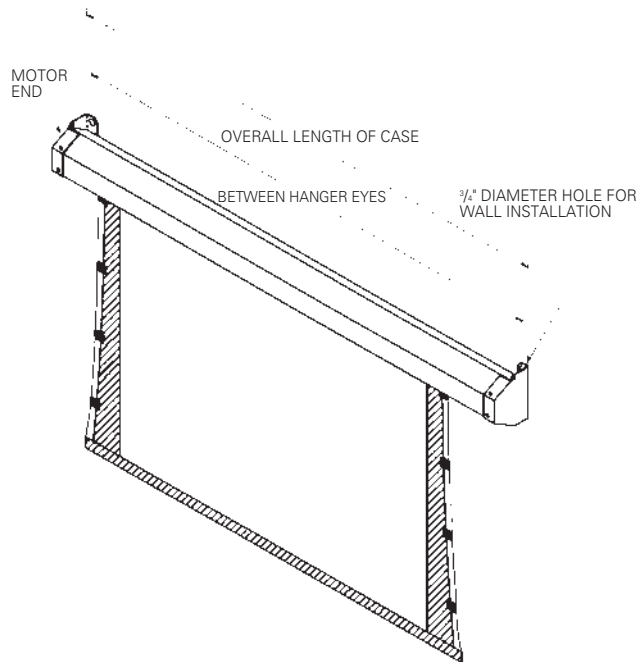
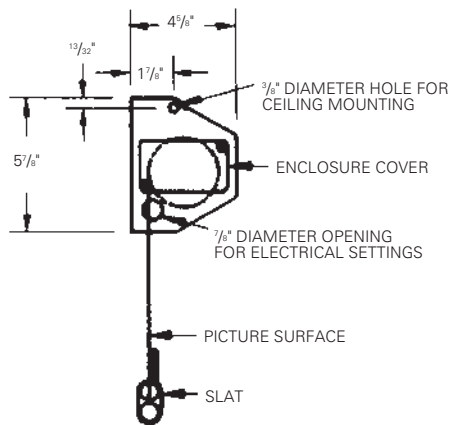
Date: \_\_\_\_\_

Revised: \_\_\_\_\_

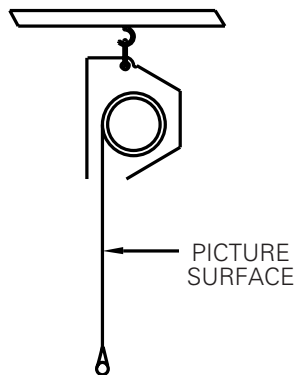
- No. 6 Wall Bracket – 6" extension, non-adjustable.
- Ceiling Trim Kit.
- External SCB-100 - RS-232 Serial Control Board
  - NET-100 Ethernet-Serial Adapter
- White case (black standard).

**TENSIONED COSMOPOLITAN® ELECTROL®**

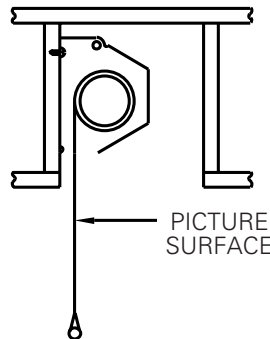
**SUGGESTED METHODS OF INSTALLATION**



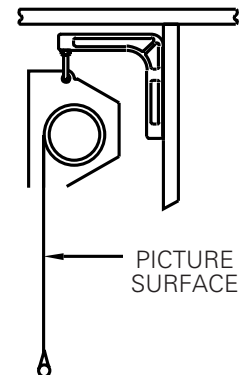
**WALL MOUNTED**



**CEILING MOUNTED**



**CONCEALED**



**USE No. 6 BRACKETS TO HANG BEHIND BEAM OR VALANCE**