



# DESIGNER CONTOUR<sup>®</sup> MANUAL with CSR

Spring Roller-Type Screen

## SPECIFICATION DATA

DA-LITE SCREEN COMPANY, INC.  
3100 North Detroit Street  
Post Office Box 137  
Warsaw, Indiana 46581-0137  
Phone: 574-267-8101  
800-622-3737  
Fax: 574-267-7804  
www.da-lite.com  
e-mail: info@da-lite.com

**SUGGESTED SPECIFICATIONS:** \_\_\_\_\_ projection screen(s), \_\_\_\_\_ (H) x \_\_\_\_\_ (W), wall or ceiling mounting type. Screen case to be a two piece design made of extruded aluminum. Case to be finished in white, lightly textured powder coat. End caps made of high strength plastic concealing roller ends with integral bearing surface to support roller. To be equipped with Controlled Screen Return (CSR) to control the return speed of the screen into the case. Bottom of fabric shall be mounted into a metal strip in a tubular steel slat finished in baked enamel. Ends of slat shall be protected by plastic caps. A 3/16" pull cord with plastic knob is included. To have Matte White, High Contrast Matte White, Glass Beaded, Video Spectra 1.5, or High Power<sup>®</sup> surface with masking borders standard on flame retardant and mildew resistant fabric. Fabric shall be mounted into a metal strip in a Camlock<sup>®</sup> roller system without tape, glue, staples, or cords so that fabric may be easily replaced yet cannot be pulled from roller.

**Matte White, High Contrast Matte White, Glass Beaded and Video Spectra 1.5:** Surfaces will be seamless.

**High Power<sup>®</sup>:** Horizontal seam required when both dimensions exceed 6'.

### VIDEO FORMAT DIMENSIONS

Viewing Area		Nominal Diagonal		Overall Length of Case		Approx. Ship. Wt.	
H x W	Cm	In.	Cm	In.	Cm	Lbs.	Kg
43" x 57"	109 x 145	72"	183	63"	160	25	11.3
50" x 67"	127 x 170	84"	213	73"	185	30	13.6
57" x 77"	145 x 196	96"	244	84"	213	33	15.0
60" x 80"	152 x 203	100"	254	87"	221	37	16.8
69" x 92"	175 x 234	120"	305	99"	251	38	17.2

### HDTV FORMAT DIMENSIONS

Viewing Area		Nominal Diagonal		Overall Length of Case		Approx. Ship. Wt.	
H x W	Cm	In.	Cm	In.	Cm	Lbs.	Kg
37 1/2" x 67"	95 x 170	77"	196	73"	185	30	13.6
45" x 80"	114 x 203	92"	234	87"	221	37	16.8
52" x 92"	132 x 234	106"	269	99"	251	38	17.2

### DIMENSIONS

Sizes		Overall Length of Case		Approx. Ship. Wt.	
H x W	Cm	In.	Cm	Lbs.	Kg
60" x 60"	152 x 152	63"	160	25	11.3
70" x 70"	178 x 178	73"	185	30	13.5
84" x 84"	213 x 213	87"	221	37	16.8
6' x 8'	183 x 244	99"	251	38	17.2
8' x 8'	244 x 244	99"	251	39	17.7

Overall case length dimensions  $\pm 1/4$ ".

Detail dimensional drawings and installation instructions available upon request.

Specifications subject to change without notice.

Custom formats and sizes available upon request.

### WHEN ORDERING, MARK APPROPRIATE SELECTIONS:

Select size from charts above.

Select viewing surface:

- Matte White
- Glass Beaded
- High Power<sup>®</sup>
- High Contrast Matte White
- Video Spectra 1.5

Options:

- No. 6 Wall Bracket – 6" non-adjustable extension brackets.
- No. 11 Wall Bracket – 10" or 14" non-adjustable extension brackets.
- No. 23 Adjustable Wall Bracket – 10", 14", 15 3/4", 18 1/4", 20", or 24" adjustable extension brackets.
- Tilt-Lock for Keystone Elimination (used with extension brackets).
- T-Bar Clip for drop ceilings.
- Pull Rod.
- No borders (Black masking borders standard).
- Veneer Case Cover (Choose from seven standard veneers).
  - Light Oak
  - Medium Oak
  - Natural Walnut
  - Heritage Walnut
  - Mahogany
  - Cherry
  - Honey Maple
- Graphite case color.
- Black case (white standard).

Project: \_\_\_\_\_

Architect: \_\_\_\_\_

Phone: \_\_\_\_\_

Contractor: \_\_\_\_\_

Phone: \_\_\_\_\_

Supervisor: \_\_\_\_\_

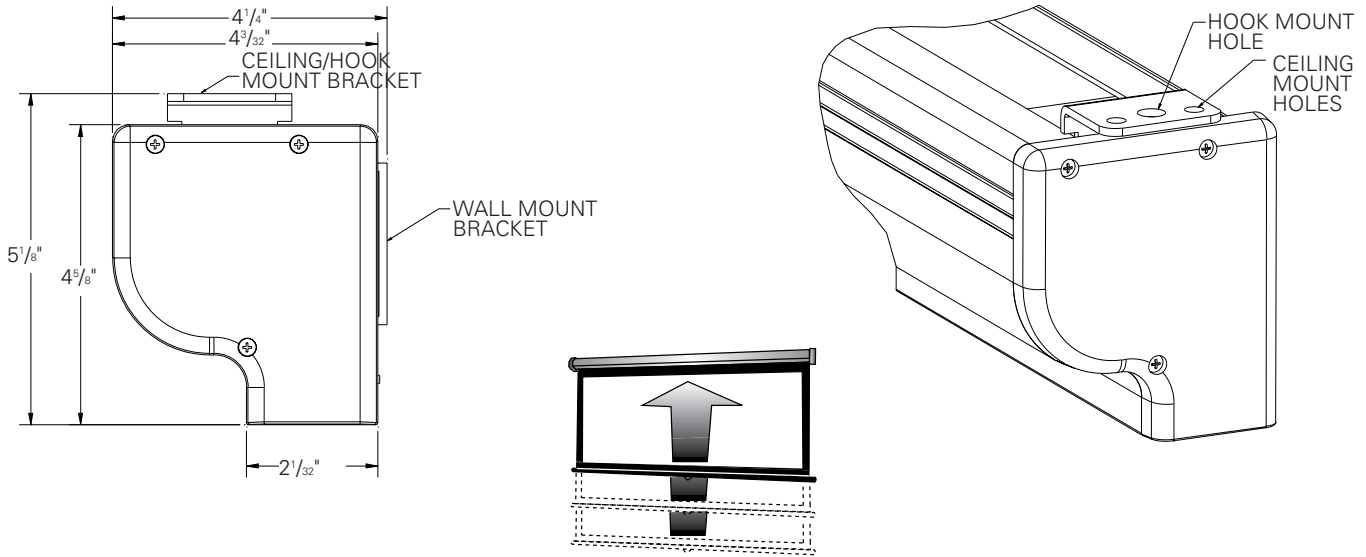
Phone: \_\_\_\_\_

Supplier: \_\_\_\_\_

Date: \_\_\_\_\_

Revised: \_\_\_\_\_

**METHODS OF INSTALLATION**

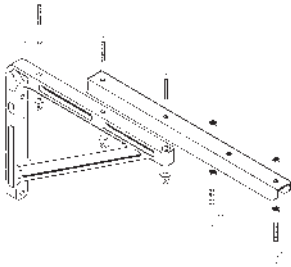


**OPTIONAL ACCESSORIES**

**OPTIONAL ACCESSORIES:** to provide chalkboard clearance: Furnish 6" heavy gauge extension wall brackets to mount screen. To provide for keystone elimination: Furnish #11 or #23 adjustable extension wall brackets. Furnish magnetic tilt lock for keystone elimination.

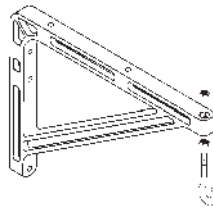
**NOTE:** Brackets also are used for mounting screen across a corner.

**EXTENSION WALL BRACKETS**



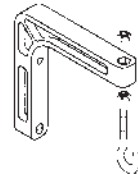
**No. 23 ADJUSTABLE WALL BRACKET**

Screen can be extended 10", 14", 15 3/4", 18 1/4", 20" or 24" from wall by wing nut and bolt adjustment.



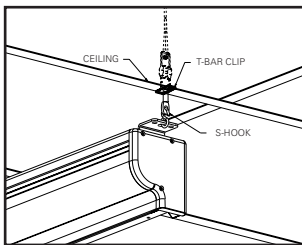
**No. 11 WALL BRACKET**

Non-adjustable. Permits screen to extend 10" or 14" from wall.

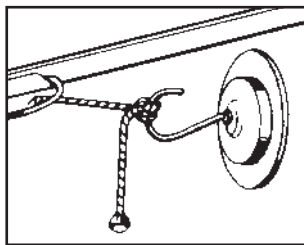


**No. 6 WALL BRACKET**


Non-adjustable. Permits screen to extend 6" from wall.



**T-BAR CLIP**



**TILT LOCK** for Keystone elimination. Used with extension brackets or T-Bar Clips.



**PULL ROD**

Zinc plated rod with black plastic handle grip allows easy access to screen when mounted out of reach. Also can be used as a pointer.