

---

## ViewShare Retrofit Motor Identification Guide

---

FOR YOUR IMAGE™

**DA-LITE**®

# Identifying the Current Motor

The New ViewShare™ Retrofit upgrades older Advantage® Electrols® and Tensioned Advantage® Electrols® with the latest technology. When ordering a ViewShare Retrofit, be sure to identify the type of motor being used currently in the Advantage Electrol or Tensioned Advantage Electrol. Use the guide to the right to identify the current motor type.

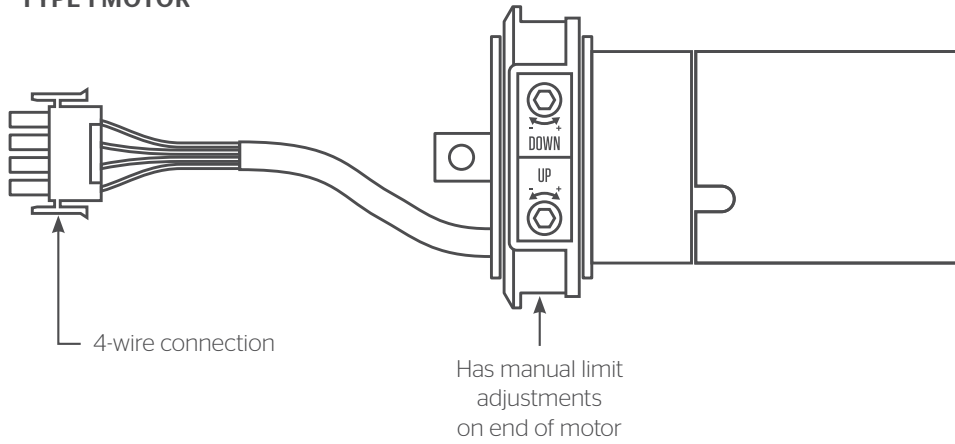
**When ordering the ViewShare Retrofit, please provide a photo of the UL Label in the screen being retrofitted or all of the following information:**

- Height and width of the screen's viewing area
- Vertical dimension of black drop
- Length of screen roller
- Da-Lite order number or PO number

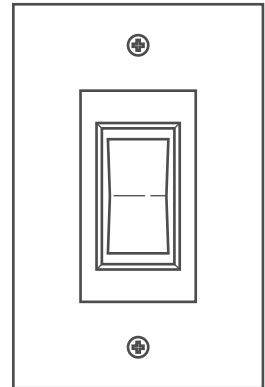
# Type 1

When ordering, add the suffix "HV" to the part number

## TYPE 1 MOTOR



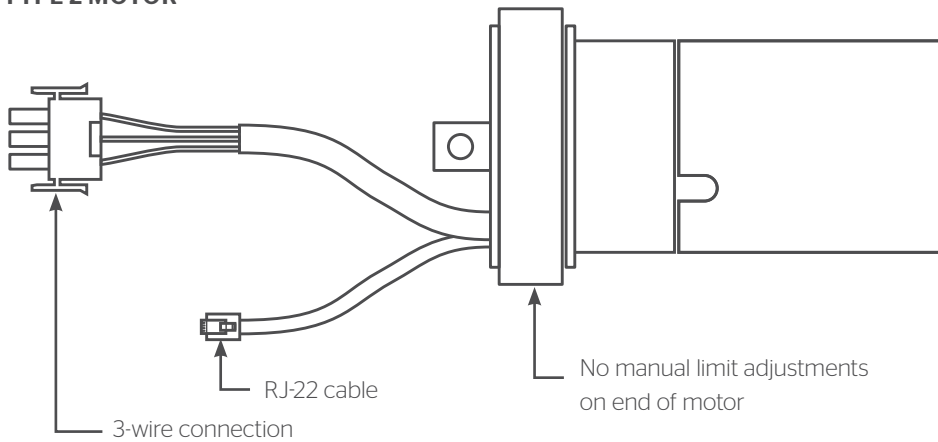
## TYPE 1 WALL SWITCH



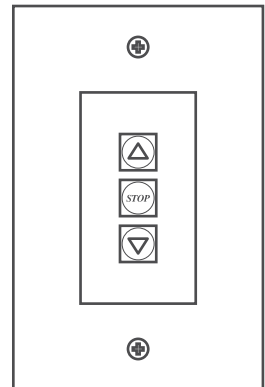
# Type 2

When ordering, add the suffix "LT" to the part number

## TYPE 2 MOTOR



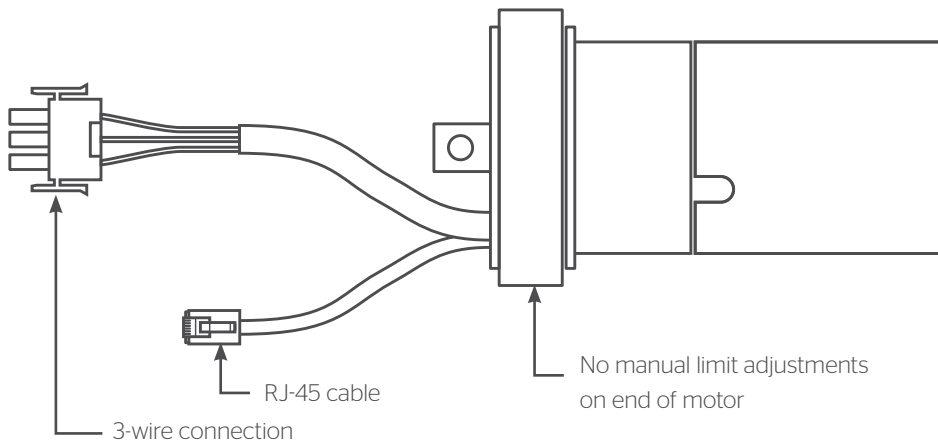
## TYPE 2 WALL SWITCH



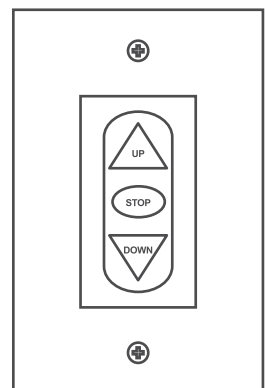
# Type 3

When ordering, add the suffix "LS" to the part number

## TYPE 3 MOTOR



## TYPE 3 WALL SWITCH





**A Milestone AV Technologies Brand**

3100 North Detroit Street  
Warsaw, Indiana 46582  
P: 574.267.8101 or 800.622.3737  
F: 574.267.7804 or 877.325.4832  
E: [info@da-lite.com](mailto:info@da-lite.com)  
[www.da-lite.com](http://www.da-lite.com)

**DL-0203 11.13**

**© 2013 Milestone AV Technologies LLC. Printed in U.S.A.**

---

Call our Inside Sales Team at 1.800.622.3737  
to order or for identification support.

---